

About how to update OS, we can refer to following steps.

Step 1, As the figure 1.0. Copy the 'NK.bin' file to the device's SD card. (Note: Don't put this file in any folder, or the updating software can't find it)

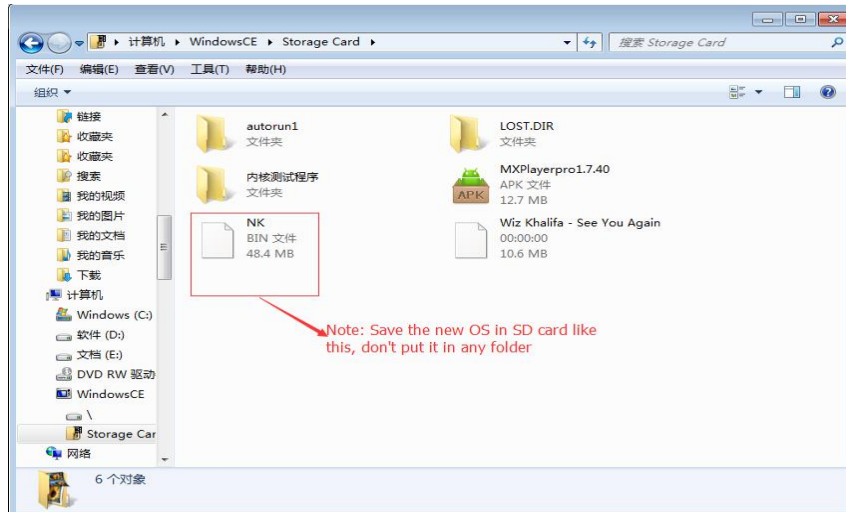


Figure 1.0

Step 2, As the figure 2.0. Power off the device, then press button 'Power On' and key 'OK' simultaneously.



Figure 2.0

Step 3, AS the figure 3.0 and 4.0. After step two, the device will keep shows boot screen for about three minutes,during this time, the device will update OS automatically, we don't need do any operation.



Figure 3.0




Figure 4.0

Step 4, As the figure 5.0. The device will power on automatically after finish update operating system.

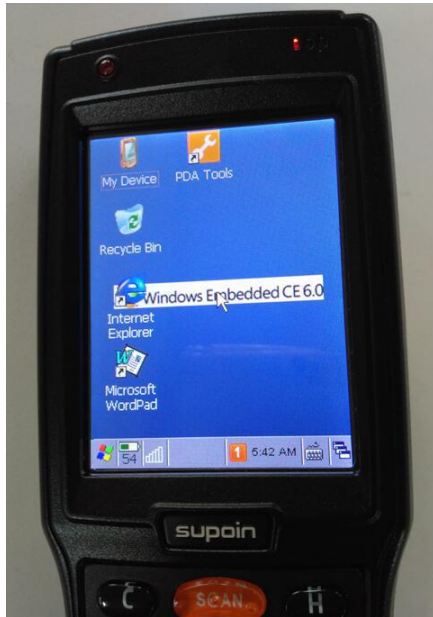


Figure 5.0

Step 5, If you failed update OS in step 3, such as doesn't show signals in device's screen like figure 3 and figure 4, or the device can't finish update OS over ten minutes. You have to change SD card for some kind of SD card doesn't support this function.

The End