

How to update OS

1, Remove the back cover and battery of the device, you will find a QR code which contains motherboard information, this information decides what kind of OS will work well with this device. As the figure 1.0.



Figure 1.0

2, Please ensure the device connect with PC through USB cable successfully, then copy the folder of OS and updating tool to your PC. As the figure 2.0.

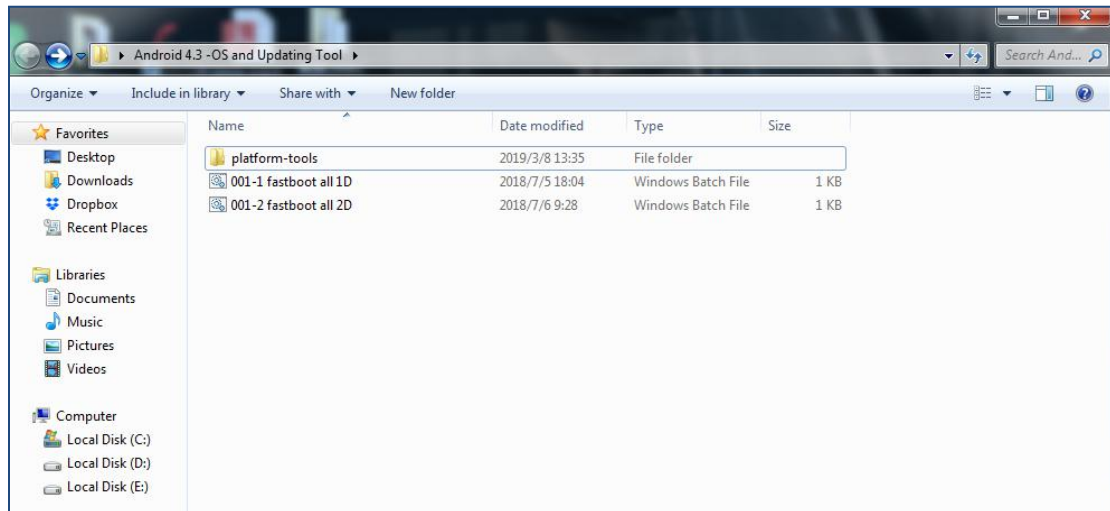


Figure 2.0

3. Start to update OS.

3.1, Power down the device, then press the Power button and the scanning key in the Left side of device simultaneously. Then the device will show the picture as figure 3.0 until we finish update the OS.




Figure 3.0

3.2 Double click the proper batch file to update the OS, if the device is 1D, please choose file **001-1 fastboot all 1D**, and file **001-2 fastboot all**

2D for 2D device, as the figure 4.0 .

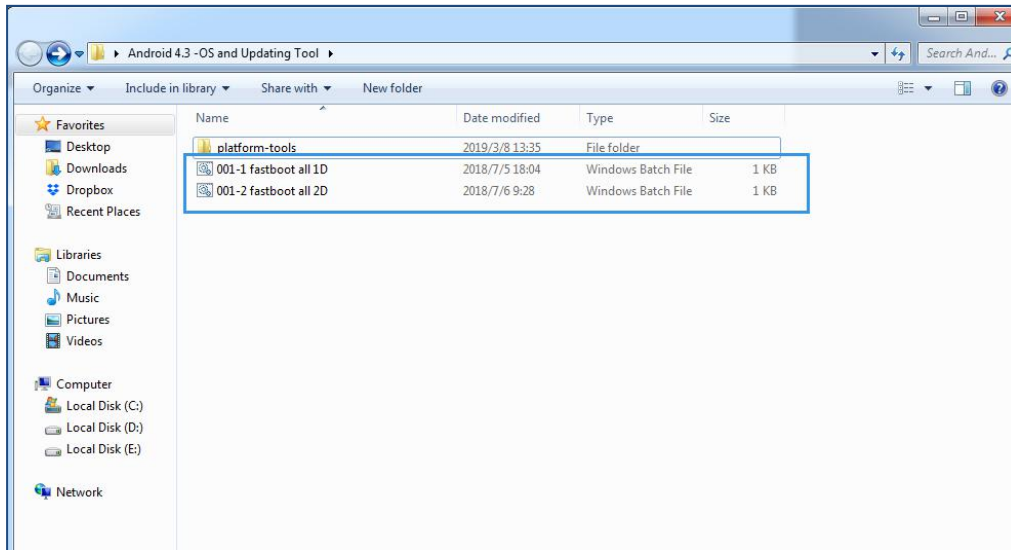


Figure 4.0

3.3 Then PC will pop up the window as the figure 5.0, 6.0 and figure 7.0, this means the device already start to download OS from the PC. The device will reboot automatically after finish this work.

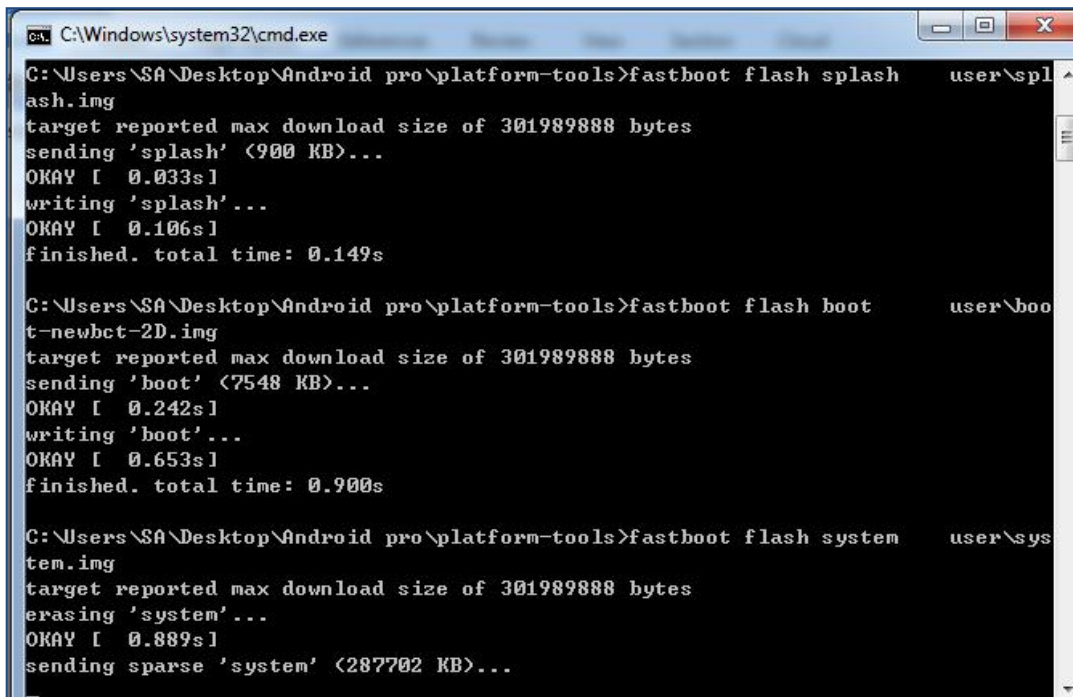


Figure 5.0

```

C:\Windows\system32\cmd.exe
target reported max download size of 301989888 bytes
sending 'splash' (900 KB)...
OKAY [ 0.033s]
writing 'splash'...
OKAY [ 0.106s]
finished. total time: 0.149s

C:\Users\SA\Desktop\Android pro\platform-tools>fastboot flash boot user\boot-
t-newbct-2D.img
target reported max download size of 301989888 bytes
sending 'boot' (7548 KB)...
OKAY [ 0.242s]
writing 'boot'...
OKAY [ 0.653s]
finished. total time: 0.900s

C:\Users\SA\Desktop\Android pro\platform-tools>fastboot flash system user\sys-
tem.img
target reported max download size of 301989888 bytes
erasing 'system'...
OKAY [ 0.889s]
sending sparse 'system' (287702 KB)...
OKAY [ 9.984s]
writing 'system'...

```

Figure 6.0

```

C:\Windows\system32\cmd.exe
OKAY [ 0.482s]
writing 'system'...
OKAY [ 2.393s]
finished. total time: 59.447s

C:\Users\Administrator\Desktop\platform-tools>fastboot flash recovery 2016-6-
1830代U61\recovery.img
target reported max download size of 301989888 bytes
sending 'recovery' (8080 KB)...
OKAY [ 0.268s]
writing 'recovery'...
OKAY [ 0.666s]
finished. total time: 0.942s

C:\Users\Administrator\Desktop\platform-tools>fastboot flash modem 2016-6-
1830代U61\NON-HLOS.bin
target reported max download size of 301989888 bytes
sending 'modem' (41041 KB)...
OKAY [ 1.295s]
writing 'modem'...
OKAY [ 3.297s]
finished. total time: 4.600s

C:\Users\Administrator\Desktop\platform-tools>pause
请按任意键继续

```

Figure 7.0

3.4, The last step, please check whether the current OS version is you wanted. Enter **Settings** --> **About phone**, and the **Kernel version** is the related OS information as the figure 8.0.



Figure 8.0

The End